

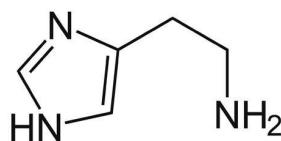
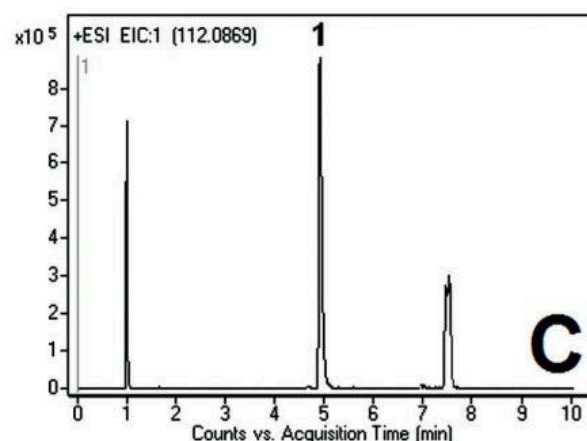
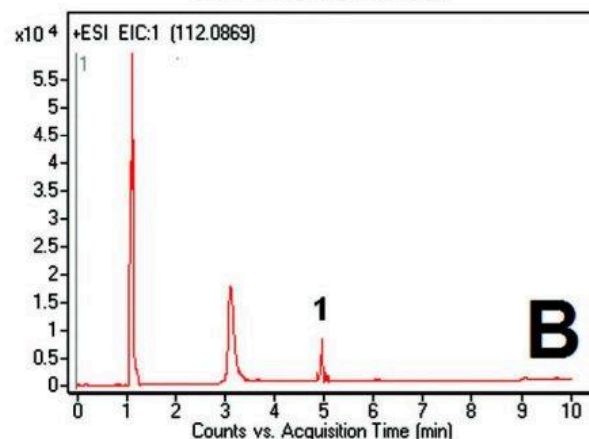
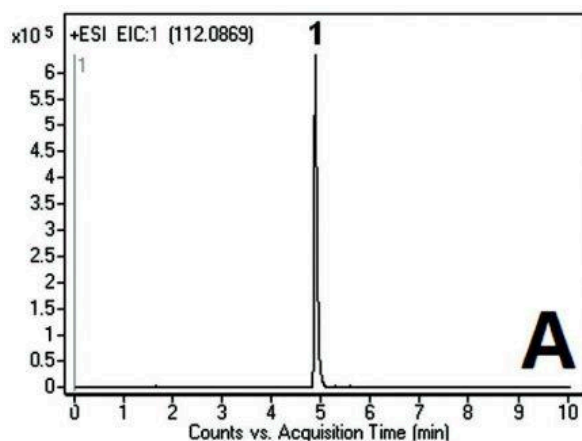
## Histamine in Red Wine Analyzed with LCMS - AppNote

### Demonstrating Low Histamine Content in Red Wine Samples

Two Red Wine samples were tested for Histamine using the Cogent Diamond Hydride Column in an LCMS method. The wine shown in Figure B was claimed to have virtually no Histamine but had no analytical evidence to support it. The claim was verified using this simple LCMS Method that produces an excellent Histamine Meak.

The other wine in Figure C had to be diluted 5x, and even still the Histamine Peak was much larger than in Figure B.

The data shows that there are significant quantitative differences in the Histamine content of various wines. Observing these differences is made possible using the Cogent Diamond Hydride Column.



Histamine

**Peak:**

Histamine 112.0869 m/z

## Method Conditions

**Column:** Cogent Diamond Hydride™, 4μm, 100Å

**Catalog No.:** [70000-15P-2](#)

**Dimensions:** 2.1 x 150mm

**Mobile Phase:**

A: DI Water / 0.1% Formic Acid

B: Acetonitrile / 0.1% Formic Acid

**Gradient:**

Time (minutes)	%B
0	80
5	10
7	10
8	80

**Post Time:** 5 minutes

**Injection vol.:** 1µL

**Flow rate:** 0.4mL / minute

**Detection:** ESI – POS - Agilent 6210 MSD TOF Mass Spectrometer

**Sample Preparation:**

Fig. A: Histamine Standard

Fig. B: “Low Histamine” Red Wine. Sample was filtered with 0.45µm Nylon Syringe Filter (MicroSolv Tech Corp.)

Fig. C: “Regular” Red Wine. In addition to filtering, Sample was diluted 1:5 due to strong Histamine Peak.

**to:** 0.9 minutes



**Attachment**

**No 231 Histamine in Red Wine Analyzed with LCMS pdf 0.4 Mb** [Download File](#)

Printed from the Chrom Resource Center

Copyright 2025, All Rights Apply

**MicroSolv Technology Corporation**

9158 Industrial Blvd. NE, Leland, NC 28451

Tel: (732) 380-8900

Fax: (910) 769-9435

Email: [customers@mtc-usa.com](mailto:customers@mtc-usa.com)

Website: [www.mtc-usa.com](http://www.mtc-usa.com)